

BEATSON'S
BUILDING SUPPLIES

MULLRALLY
2023

13TH - 15TH OCTOBER 2023
WWW.MULLRALLY.ORG

STAGE SETUP GUIDE
SS2 SCRIDAIN



GROUNDWATER LIFT TRUCKS

TOYOTA
MATERIAL HANDLING

MANITOU
HANDLING YOUR WORLD

KALMAR

COMBILIFT
LIFTING INNOVATION



#MUSTBEMULL
#MULLRALLY

EventScotland

motor
sport
UK

BEATSON'S
BUILDING SUPPLIES
www.beatson.co.uk



CHOOSE ARGYLL LOVE ARGYLL
#abplace2b

MULL
CAR CLUB
www.mullcarclub.co.uk

Beatsons Mull Rally 2023 – Setup Guide – SS2 Groundwater Lift Trucks Scridain

Post No.	Miles		Information	Predicted Marshals
	Total	Inter		

Introduction

This setup book is intended to show the main features required to set up the stage safely and in accordance with Motorsport UK requirements as set out in the Yearbook and in particular Stage Rally Safety Requirements (edition 5), the Mull Rally Safety Manual and any directions from senior officials of the event.

Not necessarily depicted in this setup book :-

Gateways

All access to the rally route should be clearly taped with red/white tape. Appropriate warning signs should be placed on paths and tracks approaching the route.

Junction numbers and warning arrows.




Every post unless immediately following another should have a warning arrow or chicane warning and junction number placed 100m (+/- 10m) before the post.

Stage Commander:				Jon Cordery	
Deputy Stage Commander:				John Jones	
Stage Safety Officer:				Dave King	
LOCATION DETAILS				MARSHAL REQUIREMENTS	
POST	LOCATION	WHAT 3 WORDS	MAP REFERENCE	MANDATORY RADIO	PREDICTED
ARRIVAL	Passing Place	altitude.irritate.hails	NM 4832 2998		2
START Line	Balevulin	jacuzzi.aliens.hired	NM 4873 2938	Yes	4
Post 2	Tiroran Junction	birdcage.correctly.tend	NM 4915 2861	Yes	2
Post 2A	Kilfinichen Forest Pier Road	loose.fleet.proclaims	NM 5000 2834		2
Post 3	Car Park	agreeable.moving.mural	NM 5192 2976	Yes	1
FLYING FINISH	Ardvergnish	inserting.open.textiles	NM 5399 2926		2
STOP Line	Kinloch Junction	keepers.crypt.handbook	NM 5450 2920	Yes	3
				4	13

Post No.	Miles		Information	Predicted Marshals
	Total	Inter		



Beatsons Mull Rally 2023 – Setup Guide – SS2 Groundwater Lift Trucks Scridain

Post No.	Miles		Information	Predicted Marshals
	Total	Inter		
			<p>Road Closure At passing on R Notice C and SC on approach. Closure warning board 500m before ///tenders.buggy.heave</p>	
				
<p>Arrival </p>			<p>Passing Place on L Park vehicles on L Notice D. Warning board 100m before ///altitude.irritate.hails</p>	PM 2
				

Beatsons Mull Rally 2023 – Setup Guide – SS2 Groundwater Lift Trucks Scridain

Post No.	Miles		Information	Predicted Marshals
	Total	Inter		

			End of TWZ 100m before start ///carpeted.growth.grapevine	
--	--	--	---	--




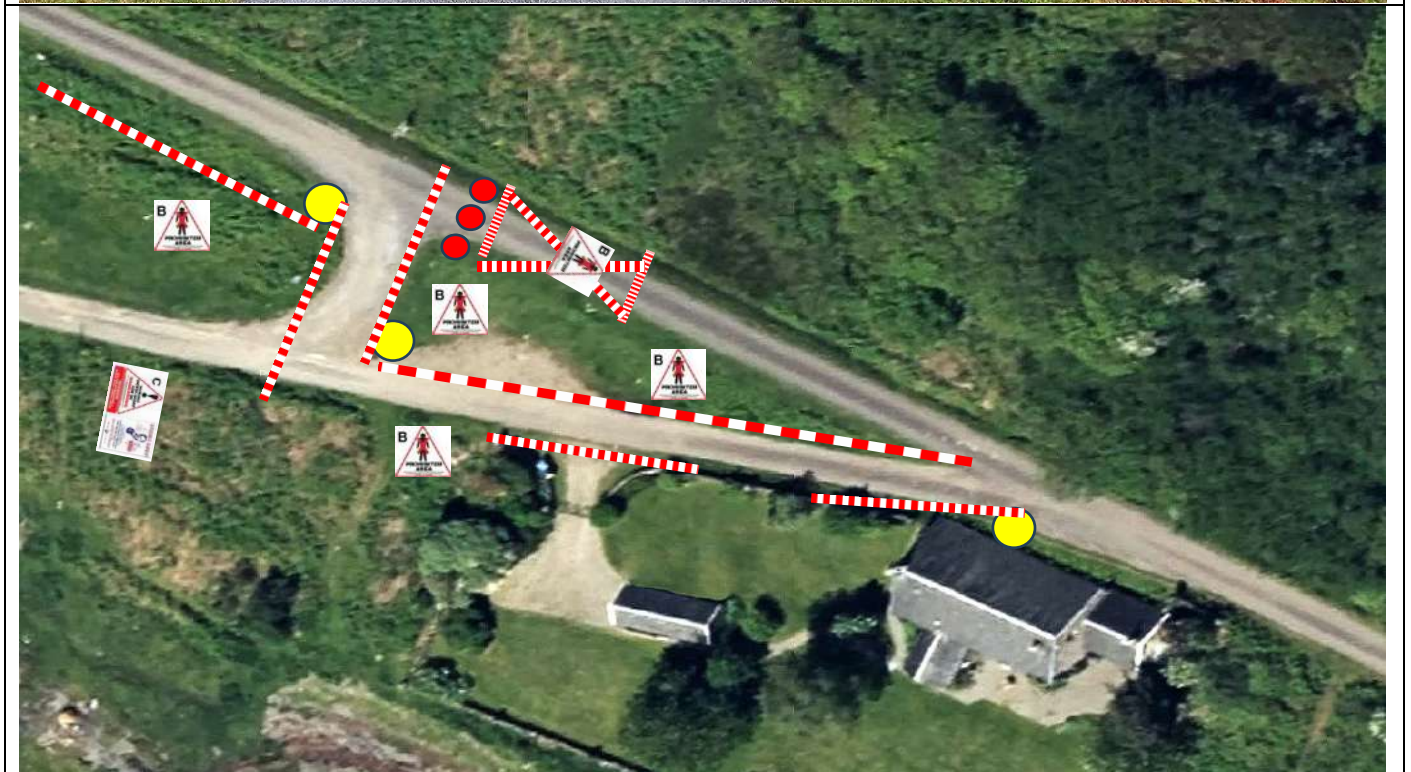

P1 	0.00	0.00	Start Start line directly opposite the house entrance. Rescue services to the right hand side. Entrance on the right just after the start needs to be taped off. ///jacuzzi.aliens.hired	PM 4
--------	------	------	---	-------------



Beatsons Mull Rally 2023 – Setup Guide – SS2 Groundwater Lift Trucks Scridain

Post No.	Miles		Information	Predicted Marshals
	Total	Inter		

P2 	0.56	0.56	<p>Tiroran - Triangle with tightened junction on exit. Advance boards to be placed 100m before junction. Bales on insides of corners, and next to house as shown to tighten junction. Three cones and No Entry board in straight ahead position. Notice C and SC erected to face anyone walking into the stage from Tiroran House direction. Confirmation arrows at 90 left. http://blanking.massive.pint</p>	PM 2
---	------	------	---	------



Beatsons Mull Rally 2023 – Setup Guide – SS2 Groundwater Lift Trucks Scridain

Post No.	Miles		Information	Predicted Marshals
	Total	Inter		
	0.76	0.2	Tape opening on R ///trombone.depravity.drivers	
				
	0.8	0.04	Tape opening on L ///matchbox.stirs.mirror	
				

Beatsons Mull Rally 2023 – Setup Guide – SS2 Groundwater Lift Trucks Scridain

Post No.	Miles		Information	Predicted Marshals
	Total	Inter		

	0.86	0.06	Tape opening on L ///panicking.wreck.jogging	
--	------	------	---	--



	0.89	0.03	Tape driveway on R and openings on L and R ///lately.wasps.else	
--	------	------	--	--



Beatsons Mull Rally 2023 – Setup Guide – SS2 Groundwater Lift Trucks Scridain

Post No.	Miles		Information	Predicted Marshals
	Total	Inter		

	0.93	0.04	Tape track gate on R ///happier.goggle.emporium	
--	------	------	---	--



	0.98	0.05	Tape opening on L ///voted.cosmic.surprises	
--	------	------	--	--



Beatsons Mull Rally 2023 – Setup Guide – SS2 Groundwater Lift Trucks Scridain

Post No.	Miles		Information	Predicted Marshals
	Total	Inter		

	1.08	0.1	Tape Gate on R ///chromatic.rocker.easels	
--	------	-----	--	--



2A	1.15	0.07	Kilfinichen Forest Pier Road Tape gates on L ///loose.fleet.proclaims	PM 2
----	------	------	---	------



Beatsons Mull Rally 2023 – Setup Guide – SS2 Groundwater Lift Trucks Scridain

Post No.	Miles		Information	Predicted Marshals
	Total	Inter		

	1.22	0.07	Tape gate on L ///voted.cosmic-surprises	
--	------	------	---	--



	2.02	0.8	Tape track on L ///guests.redefined.edits	
--	------	-----	--	--



Beatsons Mull Rally 2023 – Setup Guide – SS2 Groundwater Lift Trucks Scridain



Post No.	Miles		Information	Predicted Marshals
	Total	Inter		
	2.32	0.3	Tape 2 gates on L ///last.grant.crispier	
				
P3 	2.65	2.09	Parking area on L – tape across entrance. Park at back. Post no, warning arrow/radio board 100m before. ///agreeable.moving.mural	PM 1
				

Beatsons Mull Rally 2023 – Setup Guide – SS2 Groundwater Lift Trucks Scridain

Post No.	Miles		Information	Predicted Marshals
	Total	Inter		
	2.85	0.2	Tape 2 gates on L ///stables.clashes.hourglass	
				
P4 FF 	4.31	1.66	Flying Finish - Ardvergnish Timekeepers park well off road to L – tape track Warning boards and Post number 100m before. ///inserting.open.textiles	PM 2
				

Beatsons Mull Rally 2023 – Setup Guide – SS2 Groundwater Lift Trucks Scridain

Post No.	Miles		Information	Predicted Marshals
	Total	Inter		

P5 STOP  	4.78	0.34	Stop Line – Kinloch Junction At end of passing place on R. Marshals park in tracks on L or R. Radio car in passing place. Countdown boards equidistant from FF location. Notice C and SC facing outwards for any pedestrians approaching. ///keepers.crypt.handbook	PM 3



Road Closure			Junction with A849 and B8035. ROAD CLOSED signs to be erected 30 minutes before closure. (use 2 Road closure boards set to side of road – one facing N, one S to ensure visible in darkness.) ///warblers.districts.vast	
---------------------	--	--	---	--

